THIS DRAWING IS A TRADE SECRET OF AD METRO. REPRODUCTION IN WHOLE OR IN PART WITHOUT WRITTEN PERMISSION OF AD METRO IS PROHIBITED. THIS DRAWING IS LOANED TO THE RECIPIENT WITH THE UNDERSTANDING THAT IT IS TO BE RETURNED UPON THE REQUEST OF AD METRO. THIS DRAWING INCLUDES INFORMATION THAT IS AD METRO'S PROPRIETARY INFORMATION. THIS DRAWING MAY NOT BE USED FOR MANUFACTURE OF ANY OTHER PURPOSE EXCEPT IN ACCORDANCE WITH THE ABOVE.

REVISIONS			
LET	DESCRIPTION	DATE	BY
A	INITIAL RELEASE	02-06-12	DZ

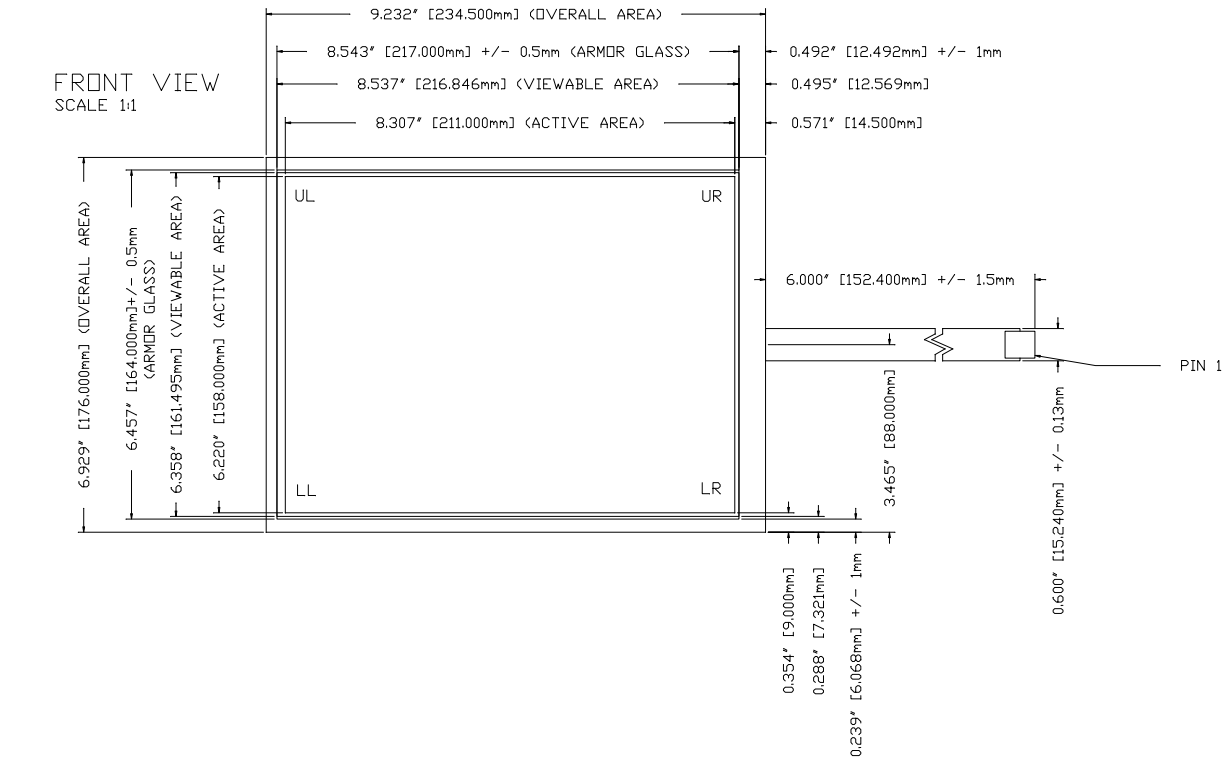

PIN	X1
1	LL
2	UL
3	SENSE
4	LR
5	UR

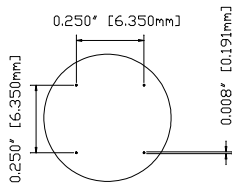

DETAIL A - DOT SPEC
SCALE 5:1

NOTES:

1. SUBSTRATE: 3.18MM ITO GLASS
2. ALL DIMENSIONS IN INCHES [MILLIMETERS]
3. SAFETY SEAM ON ALL EDGES
4. CABLE: 5-PIN FFC TYPE
5. CONNECTOR: AMP TYPE WITH 0.1" [2.54MM] CENTERS, NON LATCHING, PART NUMBER 487378-4 OR EQUIVALENT
6. TOUCH SCREEN TO BE ACTIVATED WITHIN ACTIVE AREA ONLY. NON-ACTIVE AREA MUST HAVE SCREENED ON DIELECTRIC. VIEWABLE AREA MUST BE TRANSPARENT WITH NO LINEARITY PATTERN VISIBLE.
7. TOTAL SENSOR THICKNESS: 0.209" [5.300MM] +/- 0.4mm.
8. LINEARITY PATTERN: PEPPER.
9. EMI MESH ANGLE: 30°.

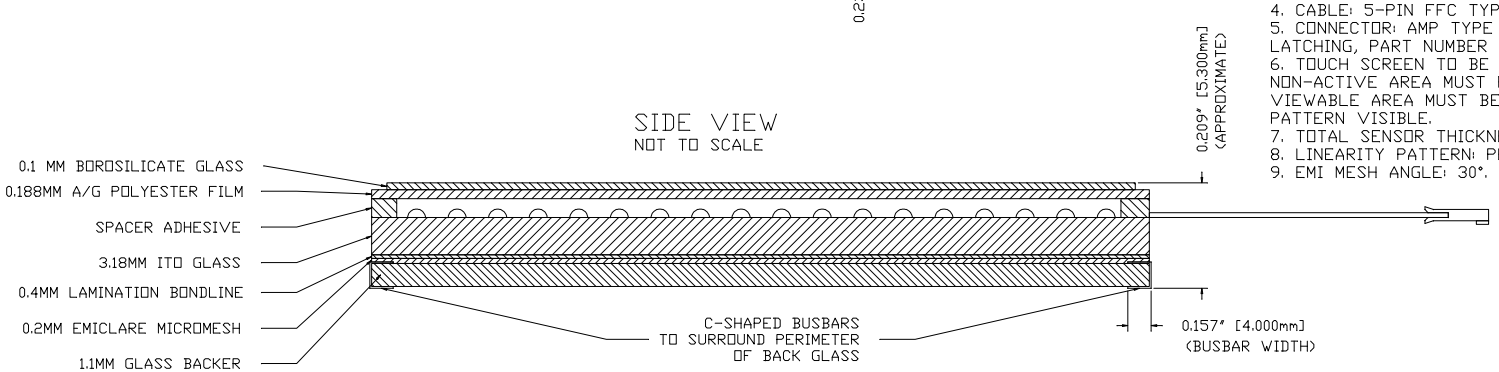

TOLERANCING UNLESS OTHERWISE SPECIFIED
.XXX ± .005"/0.20mm
ANGLES ±0.5°
DO NOT SCALE DRAWING

AD metro — A D METRO - 1181 PARISIEN ST - OTTAWA, ONTARIO

AD10.4ULTRA

DRAWN BY DZ	PROJECT/ASSET No. --	SCALE: SCALE	
DATE: 02-06-12		SHEET: 1	SHEETS: 1
PROJECT NAME		PART. No. 3A99210-M11C	